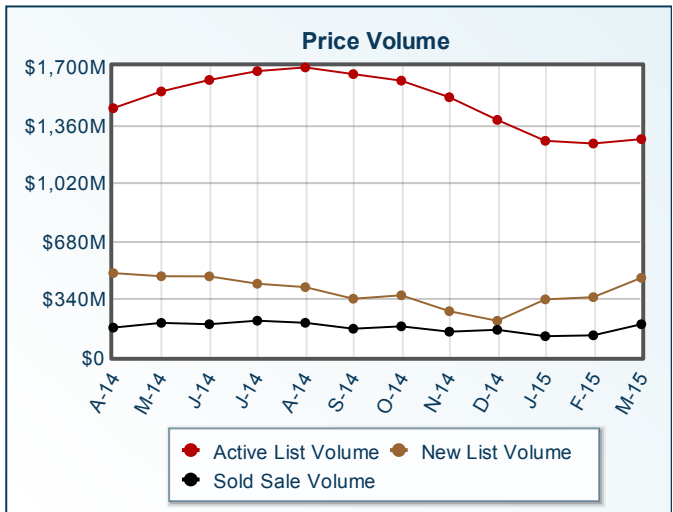
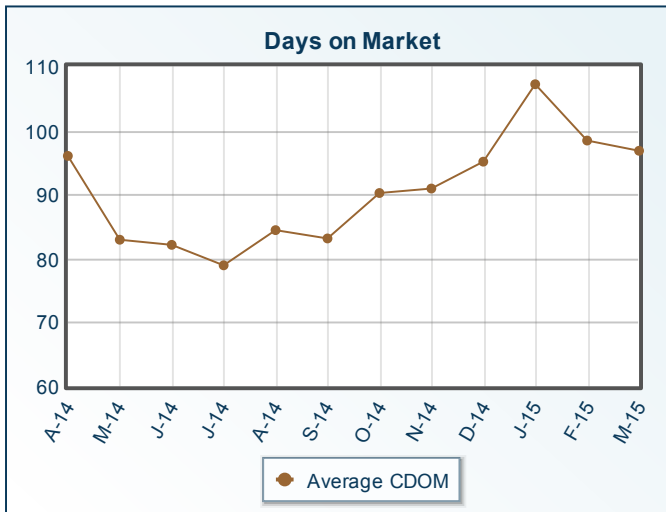
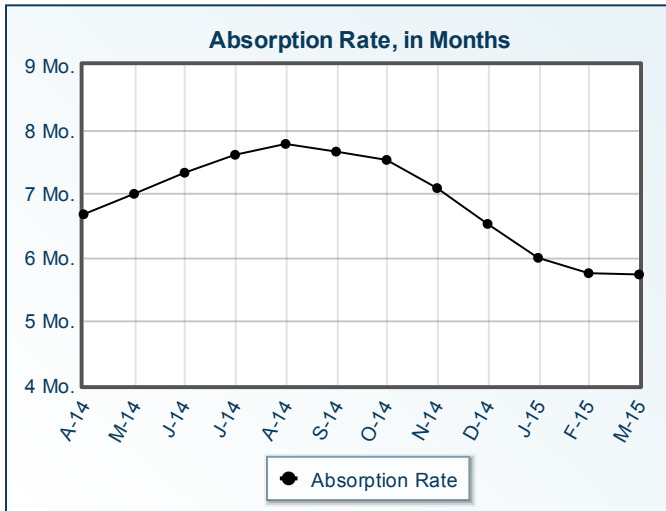
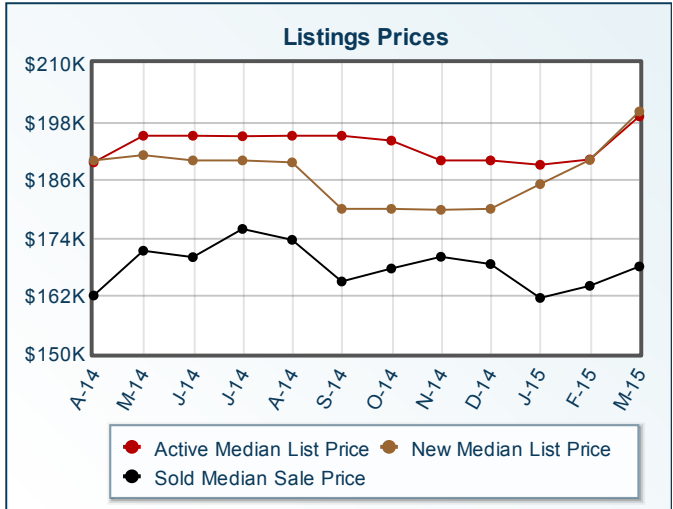
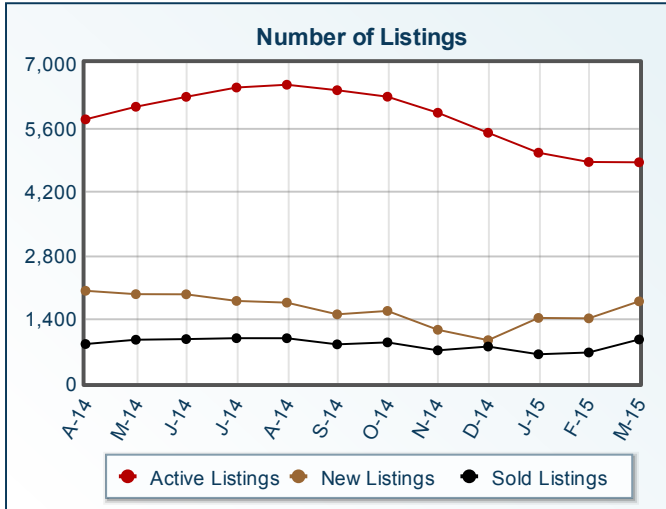


# Market Summary

Residential, March 2015



<b>Summary Statistics</b>						
	<b>Mar-15</b>	<b>Mar-14</b>	<b>% Chg</b>	<b>2015 YTD</b>	<b>2014 YTD</b>	<b>% Chg</b>
Absorption Rate	5.73	6.27	-8.61	5.82	6.13	-5.06
Average List Price	\$263,752	\$250,592	5.25	\$249,538	\$238,996	4.41
Median List Price	\$199,000	\$186,323	6.80	\$189,900	\$180,000	5.50
Average Sale Price	\$199,893	\$188,775	5.89	\$194,068	\$188,084	3.18
Median Sale Price	\$168,000	\$162,000	3.70	\$165,000	\$160,000	3.13
Average CDOM	96	99	-3.03	100	100	0.00
Median CDOM	58	56	3.57	73	70	4.29

	<b>Sold Listings</b>						<b>Pending Listings</b>					
	<b>This Month</b>			<b>Year to Date</b>			<b>This Month</b>			<b>Year to Date</b>		
	<b>2015</b>	<b>2014</b>	<b>% Chg</b>	<b>2015</b>	<b>2014</b>	<b>% Chg</b>	<b>2015</b>	<b>2014</b>	<b>% Chg</b>	<b>2015</b>	<b>2014</b>	<b>% Chg</b>
0-29,999	7	10	-30.0	21	27	-22.2	5	10	-50.0	16	27	-40.7
30,000-39,999	4	11	-63.6	22	36	-38.9	7	12	-41.7	19	37	-48.6
40,000-49,999	12	8	50.0	26	43	-39.5	9	10	-10.0	26	33	-21.2
50,000-59,999	15	18	-16.7	34	54	-37.0	17	29	-41.4	33	62	-46.8
60,000-69,999	19	34	-44.1	54	68	-20.6	18	30	-40.0	66	85	-22.4
70,000-79,999	20	27	-25.9	63	60	5.0	27	23	17.4	79	65	21.5
80,000-89,999	26	22	18.2	67	67	0.0	34	26	30.8	92	78	17.9
90,000-99,999	27	28	-3.6	69	67	3.0	38	30	26.7	88	91	-3.3
100,000-119,999	84	65	29.2	204	158	29.1	106	74	43.2	279	180	55.0
120,000-139,999	109	92	18.5	261	239	9.2	135	106	27.4	344	273	26.0
140,000-159,999	106	83	27.7	232	230	0.9	120	92	30.4	343	256	34.0
160,000-179,999	97	86	12.8	252	216	16.7	135	84	60.7	307	263	16.7
180,000-199,999	78	64	21.9	180	138	30.4	112	75	49.3	272	182	49.5
200,000-249,999	128	121	5.8	290	286	1.4	165	120	37.5	368	329	11.9
250,000-299,999	87	57	52.6	185	155	19.4	95	77	23.4	271	202	34.2
300,000-399,999	79	56	41.1	162	155	4.5	108	78	38.5	260	202	28.7
400,000-499,999	29	20	45.0	67	55	21.8	51	41	24.4	107	92	16.3
500,000-749,999	21	22	-4.5	46	59	-22.0	36	17	111.8	73	67	9.0
750,000-999,999	2	3	-33.3	11	9	22.2	9	12	-25.0	18	17	5.9
1,000,000-1,249,999	1	1	0.0	2	2	0.0	1	1	0.0	2	3	-33.3
1,250,000-1,499,999	2	0	N/A	4	0	N/A	3	0	N/A	4	0	N/A
1,500,000-1,999,999	1	1	0.0	1	1	0.0	1	1	0.0	2	1	100.0
2,000,000+	0	0	0.0	0	0	0.0	0	0	0.0	0	0	0.0
<b>Totals</b>	<b>954</b>	<b>829</b>	<b>15.1</b>	<b>2253</b>	<b>2125</b>	<b>6.0</b>	<b>1232</b>	<b>948</b>	<b>30.0</b>	<b>3069</b>	<b>2545</b>	<b>20.6</b>

Active Listings	This Month			Year to Date			New Listings	This Month			Year to Date		
	2015	2014	% Chg	2015	2014	% Chg		2015	2014	% Chg	2015	2014	% Chg
	0-29,999	13	24	-45.8	36	60		-40.0	0-29,999	8	14	-42.9	19
30,000-39,999	19	41	-53.7	47	83	-43.4	30,000-39,999	12	9	33.3	24	36	-33.3
40,000-49,999	32	45	-28.9	71	96	-26.0	40,000-49,999	10	17	-41.2	26	43	-39.5
50,000-59,999	55	70	-21.4	95	140	-32.1	50,000-59,999	7	29	-75.9	40	56	-28.6
60,000-69,999	67	93	-28.0	152	204	-25.5	60,000-69,999	22	29	-24.1	63	87	-27.6
70,000-79,999	95	103	-7.8	197	212	-7.1	70,000-79,999	21	37	-43.2	81	104	-22.1
80,000-89,999	104	162	-35.8	219	302	-27.5	80,000-89,999	28	55	-49.1	96	135	-28.9
90,000-99,999	143	157	-8.9	254	295	-13.9	90,000-99,999	37	53	-30.2	103	138	-25.4
100,000-119,999	287	402	-28.6	663	691	-4.1	100,000-119,999	114	117	-2.6	313	322	-2.8
120,000-139,999	406	500	-18.8	849	911	-6.8	120,000-139,999	136	153	-11.1	391	454	-13.9
140,000-159,999	437	502	-12.9	925	941	-1.7	140,000-159,999	173	180	-3.9	456	475	-4.0
160,000-179,999	426	486	-12.3	886	936	-5.3	160,000-179,999	174	186	-6.5	449	465	-3.4
180,000-199,999	385	385	0.0	789	717	10.0	180,000-199,999	145	128	13.3	367	345	6.4
200,000-249,999	616	700	-12.0	1239	1307	-5.2	200,000-249,999	277	254	9.1	641	673	-4.8
250,000-299,999	480	514	-6.6	937	899	4.2	250,000-299,999	179	171	4.7	475	451	5.3
300,000-399,999	579	531	9.0	1060	910	16.5	300,000-399,999	195	163	19.6	512	436	17.4
400,000-499,999	252	271	-7.0	475	463	2.6	400,000-499,999	99	109	-9.2	246	227	8.4
500,000-749,999	259	223	16.1	450	396	13.6	500,000-749,999	100	75	33.3	212	171	24.0
750,000-999,999	102	103	-1.0	161	152	5.9	750,000-999,999	33	29	13.8	72	68	5.9
1,000,000-1,249,999	24	31	-22.6	35	51	-31.4	1,000,000-1,249,999	5	11	-54.5	14	22	-36.4
1,250,000-1,499,999	25	21	19.0	43	29	48.3	1,250,000-1,499,999	7	2	250.0	17	7	142.9
1,500,000-1,999,999	17	23	-26.1	24	30	-20.0	1,500,000-1,999,999	3	2	50.0	7	8	-12.5
2,000,000+	7	9	-22.2	13	12	8.3	2,000,000+	3	3	0.0	5	4	25.0
<b>Totals</b>	<b>4830</b>	<b>5396</b>	<b>-10.5</b>	<b>9620</b>	<b>9837</b>	<b>-2.2</b>	<b>Totals</b>	<b>1788</b>	<b>1826</b>	<b>-2.1</b>	<b>4629</b>	<b>4757</b>	<b>-2.7</b>

Information is deemed to be reliable, but is not guaranteed. © 2015 MLS and FBS. Prepared by Jose O Trujillo on Monday, April 13, 2015 5:39 PM.